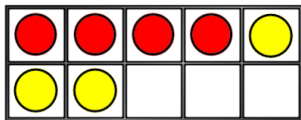
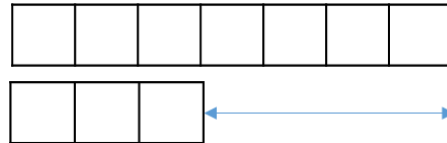
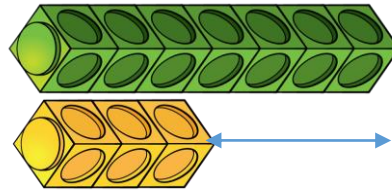
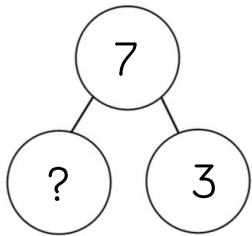
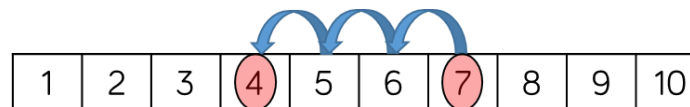
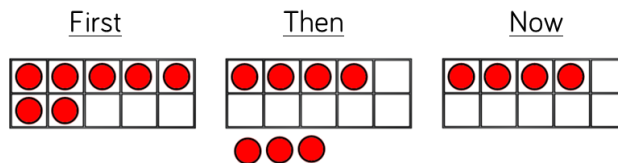
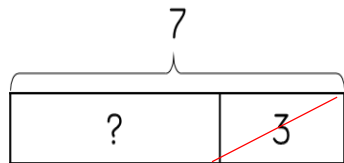
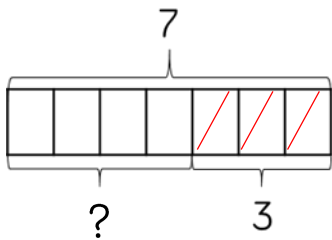


Skill: Subtract 1-digit numbers within 10

Year: 1



$$7 - 3 = 4$$



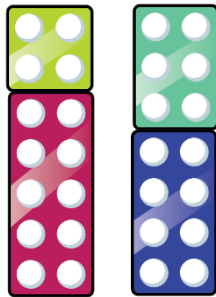

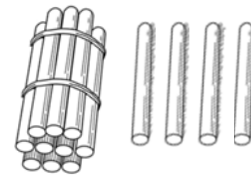
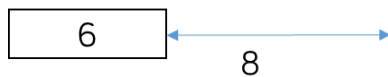
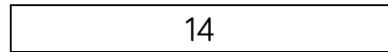
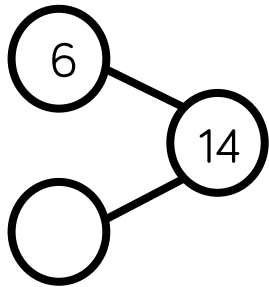
Part-whole models, bar models, ten frames and number shapes support partitioning.

Ten frames, number tracks, single bar models and bead strings support reduction.

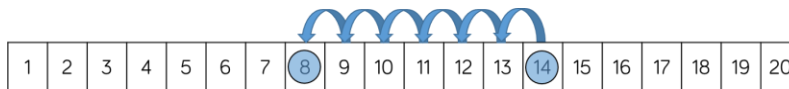
Cubes and bar models with two bars can support finding the difference.

Skill: Subtract 1 and 2-digit numbers to 20

Year: 1/2

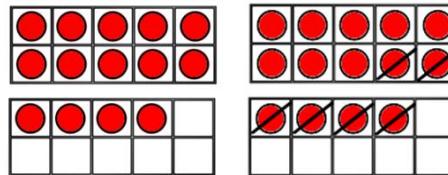
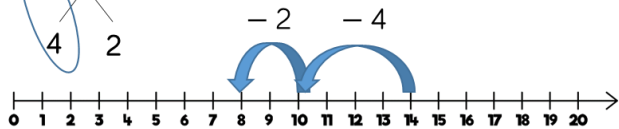


$$14 - 6 = 8$$



$$14 - 6 = 8$$

A number bond diagram for 14 - 6 = 8. The number 14 is circled. Lines connect it to 4 and 2. The number 6 is written below the 4.



$$14 - 6 = 8$$

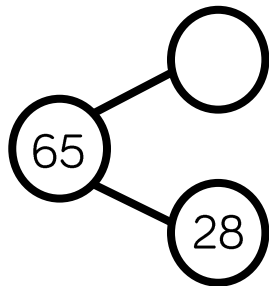
A number bond diagram for 14 - 6 = 8. The number 14 is circled. Lines connect it to 4 and 2. The number 6 is written below the 4.

When subtracting one-digit numbers that cross 10, it is important to highlight the importance of ten ones equalling one ten.

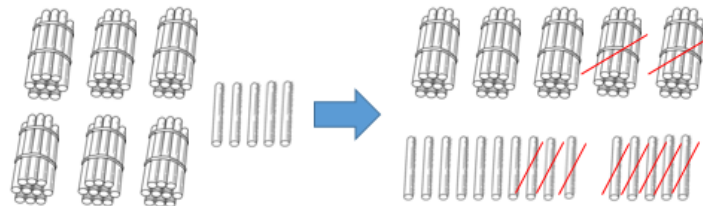
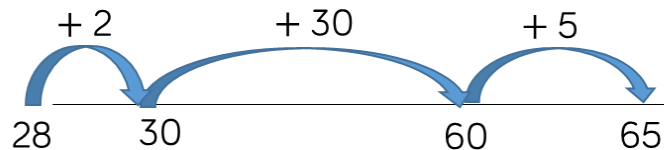
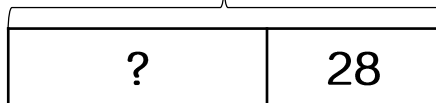
Children should be encouraged to find the number bond to 10 when partitioning the subtracted number. Ten frames, number shapes and number lines are particularly useful for this.

Skill: Subtract 1 and 2-digit numbers to 100

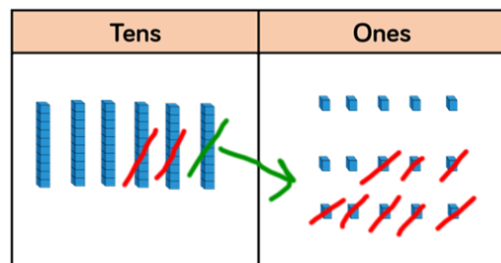
Year: 2



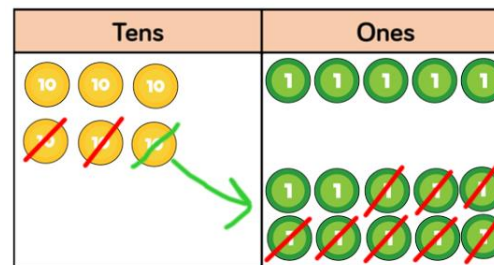
65



$$65 - 28 = 37$$



$$\begin{array}{r} 5 \ 1 \\ 65 \\ - 28 \\ \hline 37 \end{array}$$

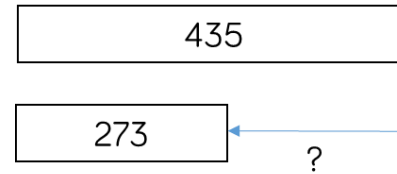
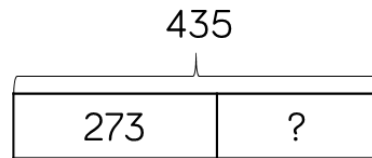
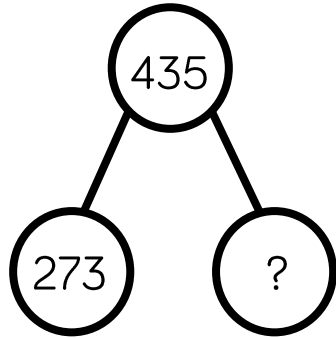


At this stage, encourage children to use the formal column method when calculating alongside straws, base 10 or place value counters. As numbers become larger, straws become less efficient.

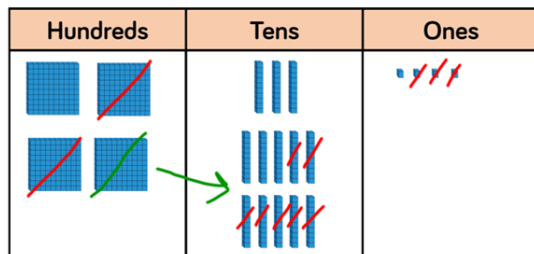
Children can also use a blank number line to count on to find the difference. Encourage them to jump to multiples of 10 to become more efficient.

Skill: Subtract numbers with up to 3 digits

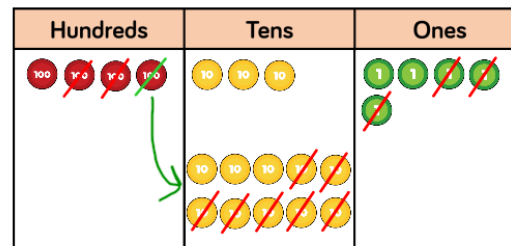
Year: 3



$$435 - 273 = 262$$



$$\begin{array}{r} 3 \quad 1 \\ 435 \\ - 273 \\ \hline 262 \end{array}$$



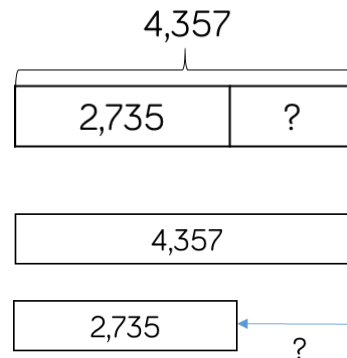
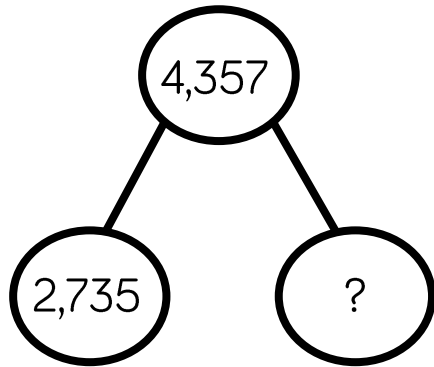
Base 10 and place value counters are the most effective manipulative when subtracting numbers with up to 3 digits.

Ensure children write out their calculation alongside any concrete resources so they can see the links to the written column method.

Plain counters on a place value grid can also be used to support learning.

Skill: Subtract numbers with up to 4 digits

Year: 4



$$\begin{array}{r} 3 \ 1 \\ \cancel{4}357 \\ - 2735 \\ \hline 1622 \end{array}$$

$$4,357 - 2,735 = 1,622$$

Thousands	Hundreds	Tens	Ones

Thousands	Hundreds	Tens	Ones

Base 10 and place value counters are the most effective manipulatives when subtracting numbers with up to 4 digits.

Ensure children write out their calculation alongside any concrete resources so they can see the links to the written column method.

Plain counters on a place value grid can also be used to support learning.